

SV650

SV650



METALLIC TRITON BLUE / PEARL GLACIER WHITE



SV650

What started in 1999 as a real-world motorcycle built to deliver "V-Twin Fun For All", the Suzuki SV650 quickly became a rider's phenomenon around the world. Not only was the motorcycle well-suited for urban roads but it was right at home on the racetrack too. The newest generation SV650 raises the fun factor even higher thanks to Suzuki's latest innovations. Well-beyond simply being classified as just a novice's motorcycle, the SV650 is a rider's go anywhere dream machine.

\$10,190 RIDE AWAY*

*Depending on road surface conditions, such as wet, loose, or uneven roads, braking distance for an ABS-equipped vehicle may be longer than for a vehicle not equipped with ABS. ABS cannot prevent wheel skidding caused by braking while cornering. Please drive carefully and do not overly rely on ABS.


KEY FEATURES



The Suzuki V-twin engine is a marvel of engineering and superb versatility. While at lower RPMs, this engine delivers powerful torque that's easy to handle and a deep throaty sound. Open the throttle to the mid-range, and the power of the engine responds linearly and smoothly, yet always under your control. Finally at higher RPMs, the V-twin cruises with performance ready to go, even at higher gears. The full-powered version punches out an impressive 56.0kW @8,500rpm with 64Nm of torque @8,100rpm.



The SV650 features Suzuki's performance-proven Dual Throttle Valve fuel-injection system, which includes dual butterfly valves per cylinder for enhanced power output efficiency. Combined with the ten-hole fuel injectors, fuel-combustion efficiency is further optimised as well as smoother power delivery and fuel economy. Furthermore, the system includes a thinner and lighter 39mm throttle body with a built-in ISC (Idle Speed Control), providing even more idling stability and environmental performance.



Suzuki's Dual Spark Technology utilises two spark plugs per cylinder for precise ignition. The result is increased combustion efficiency, smoother power delivery, lower fuel consumption and lower emissions.



A multifunction LCD instrument panel displays gear position, digital speedometer, tachometer, as well as indicators for odometer, trip meter, average/instantaneous fuel consumption, driving range, clock, water temperature gauge and fuel gauge. Backlight is adjustable in six levels of brightness and can be set to your preference.

KEY FEATURES



- › Each piston skirt features a special resin coating for minimised friction between the cylinder and piston.
- › Suzuki's innovative L-shaped piston rings contribute to reduce blow-by gas, resulting in less emissions and greater combustion efficiency.
- › Ten-hole, long-nosed type fuel injectors on each throttle body improves fuel atomization for better combustion efficiency and while reducing fuel consumption.
- › The EFI system employs O₂ feedback and a precise intake pressure sensor for optimum combustion efficiency in various conditions, and reduces emissions to an incredibly low level.
- › Suzuki's patented, Throttle-body Integrated Idle Speed Control (TI-ISC) eases starting, stabilises the engine idle speed and helps lower emissions. The system is compact and lightweight.
- › The Engine Control Module (ECM) provides state-of-the-art engine management and has enhanced settings to suit the intake and exhaust systems, resulting in better fuel economy and linear throttle response.
- › Advanced, transistorized ignition control programming helps maintain more precise spark timing to the four iridium, long-life spark plugs.
- › The close-ratio, six-speed transmission features carefully selected ratios that are equally well suited for commuting or spirited riding.
- › The multiplate clutch has precise worm-gear actuation for a light pull and consistent release point.
- › Five-spoke cast-aluminium-alloy wheels are shod with lightweight, front and rear DUNLOP RoadSmart III radial tyres for sharp handling and good mileage.
- › Well proportioned, tubular handlebars and mid-set foot controls create a sporting, yet ergonomically relaxed riding position.
- › Tastefully designed, round shaped headlight is multi-reflector type with 12V60/55W halogen bulb.

SPECIFICATIONS

ENGINE	90° V-TWIN, 4-STROKE, DOHC, LIQUID-COOLED
STARTER	ELECTRIC
TRANSMISSION	6-SPEED CONSTANT MESH
FRONT SUSPENSION	41MM TELESCOPIC FORKS WITH 135MM WHEEL TRAVEL
REAR SUSPENSION	LINK TYPE, REAR SHOCK WITH 7-WAY ADJUSTABLE SPRING PRE-LOAD
FRONT BRAKES	TOKICO TWIN-PISTON CALIPERS, DUAL 290MM DISCS WITH ABS
REAR BRAKES	NISSIN SINGLE-PISTON CALIPER, 240MM DISC WITH ABS
FUEL CAPACITY	14.5 LITRES
COLOURS	METALLIC TRITON BLUE / PEARL GLACIER WHITE / METALLIC MATTE BLACK
WARRANTY	2 YEAR UNLIMITED KILOMETRE
SEAT HEIGHT	785 MM
LENGTH	2140 MM
WIDTH	760 MM
HEIGHT	1090 MM
WET WEIGHT	198 KG
WHEELBASE	1445 MM
MODEL CODE	SV650AL8

785 MM / **2140** MM / **760** MM / **1090** MM / **198** KG / **1445** MM
 SEAT HEIGHT LENGTH WIDTH HEIGHT WET WEIGHT WHEELBASE

ACCESSORIES



BELLY PAN KIT (BLACK)

Part No: 99000-990U0-004

Price: **\$511.96**



CLUTCH LEVER ASSY

Part No: 57621-25D10


Price: **\$90.00**



CLUTCH PROTECTION FOIL

Part No: 990D0-18K07-PAD


Price: **\$29.44**



COVER FRAME (BLACK)

Part No: 99000-990U0-003

Price: **\$380.00**



COVER FRAME RED

Part No: 99000-990U0-007

Price: **\$380.00**



FRAME SLIDER SET

Part No: 990D0-18K40

Price: **\$605.37**



FUEL CAP PROTECTION (BLACK)

Part No: 990D0-04K04-PAD


Price: **\$25.75**



FUEL CAP PROTECTION STICKER

Part No: 990D0-47HA6-CRB

Price: **\$48.16**



FUEL TANK PROTECTION FOIL

Part No: 990D0-18K02-PAD

Price: **\$33.58**



GENUINE SUZUKI OIL FILTER

Part No: 16510-07J00

Price: **\$25.06**



HEEL PLATE PROTECTION FOIL

Part No: 990D0-18K05-PAD


Price: **\$46.66**



LARGE TANKBAG

Part No: 990D0-04600-GSX


Price: **\$490.00**



LED TURN SIGNAL

Part No: 99000-99008-130


Price: **\$279.25**



LEVER BRAKE ASSY

Part No: 57300-44G20


Price: **\$90.00**



LIFT STAND BOBBINS

Part No: 990D0-STAND-SET


Price: **\$49.01**



METER VISOR SET (BLACK)

Part No: 99000-990U0-008


Price: **\$210.00**



METER VISOR SET (RED)

Part No: 99000-990U0-006

Price: **\$210.00**



METER VISOR SET (WHITE)

Part No: 99000-990U0-002

Price: **\$210.00**